

## Getting Around Campus Survey

January 29, 2024

Prepared for UASU Executive Committee by  
Department of Research and Advocacy



### Overview

This survey ran on the UASU Perks platform, January 16-25. It reached 878 points of contact. The survey was designed to follow up on a major advocacy development in Fall 2023: VP Academic Pedro Almeida and VP Student Life Michael Griffiths negotiated with the University to allow four routes to be open, using ONEcard access, until at least 9:30 PM. These routes are:

- ROUTE #1 (abbreviated as R1): Agriculture Forestry Centre - GSB - NREF - ETLC - ECERF - MecE - DICE
- ROUTE #2: Biological Sciences - CCIS - Chemistry - CAB - SAB
- ROUTE #3: Tory Lecture - Tory Building - School of Business - HUB (north end) - Humanities
- ROUTE #4: Timms Centre for the Arts - Fine Arts Building - Law Centre

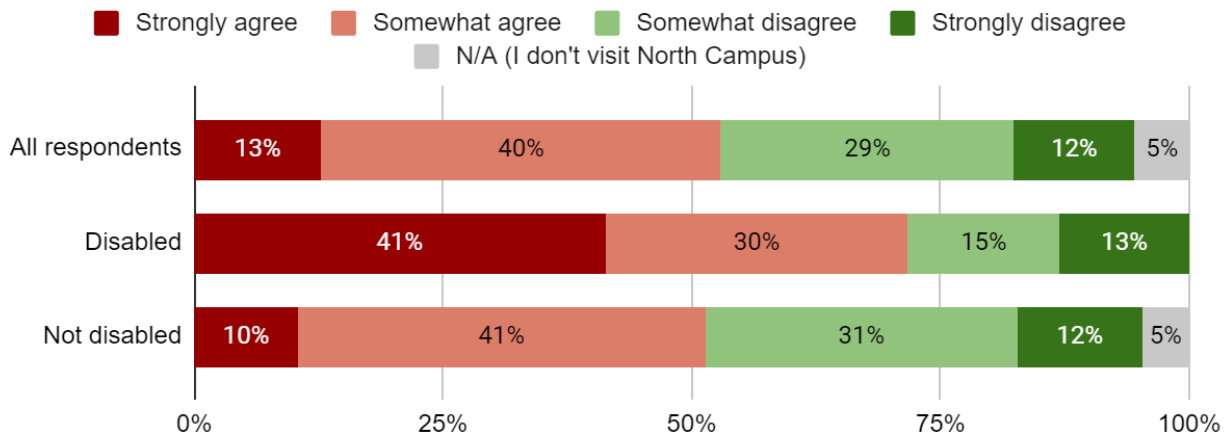
The survey attempted to gauge evening use of these routes, while also asking about various travel and accessibility concerns on campus. It included a demographic question: "Do you self-identify as disabled?" [Yes/No/Prefer not to say]. 5% of respondents opted to answer this question and identify as disabled, broadly consistent with the 7% who identify as a person with a disability in the Student Diversity Census and the 7% who identified as disabled students in the 2023 UASU Annual Survey.

### Top-line results

- 71% of disabled respondents and 51% of other respondents find it physically difficult to get around North Campus right now.
- Each of the four routes is now used, in whole or in part, by a large number of students in the evening. The least used is Route #4: 11% of respondents had frequently used it in the past month after 6PM, and another 13% had done so infrequently. The most-used route is Route #2: 35% frequent, 23% infrequent.
  - 51% of respondents had frequently used at least one of these routes after 6PM in the past month, rising to 70% when including infrequent use.
  - Each route saw disproportionate use by specific faculties, but benefits were well distributed. Marking each route against each faculty, every faculty except Augustana (which had very small numbers of respondents) produced at least one route which at least 30% of its students had used after 6PM in the past month.
- Two-thirds of North Campus students agree that there are enough places to keep warm while getting around their primary campus right now; 29% disagreed. CSJ responses were more positive.

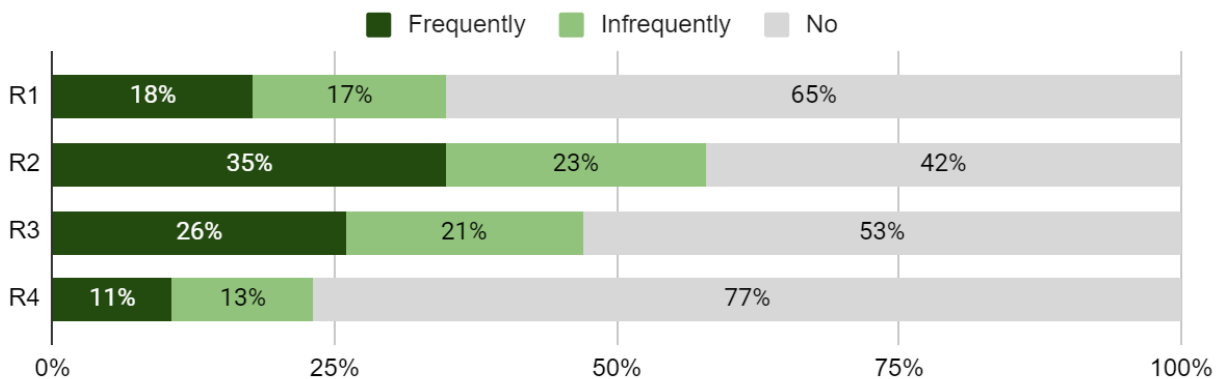
- Slightly over half of disabled students (55%) disagree that there are enough places to keep warm on their primary campus, compared to 27% of other students. 22% of disabled students strongly disagree.
- Slightly over half of disabled students (52%) disagree that outdoor pathways/sidewalks on their primary campus feel safe in terms of the walking surface (concrete, snow, ice, salt/gravel, visibility, traction), compared to 39% of other students. 13% of disabled students strongly disagree.

"Agree or disagree? I find it physically difficult to get around North Campus right now."



"Have you used at least part of this route in the last month after 6PM?"

This question was asked once for each route, and started with a preamble about the new ONEcard access. The answer choices were 'yes, frequently,' 'yes, infrequently,' and 'no.'



51% of respondents had frequently used at least one of these routes after 6PM in the past month, rising to 70% when including infrequent use.

Number of routes	Frequent use after 6PM	All use (freq+infreq) after 6PM
0	49%	30%
1	24%	18%
2	18%	24%
3	6%	17%
4	3%	12%
At least one route (i.e. 1-4 total)	51%	70%

A breakdown by faculty was flagged as particularly important. Route #1 especially benefited Engineering, ALES, and Education, as well as the survey's small proportion of Open Studies students.

<b>Have you used at least part of this route in the last month after 6PM?</b>			
<i>All values 30% or higher in bold</i>	<b>ROUTE #1: Agriculture Forestry Centre - GSB - NREF - ETLC - ECERF - MecE - DICE</b>		
<b>Faculty</b>	<b>R1 Yes, frequently</b>	<b>R1 Yes, infrequently</b>	<b>R1 TOTAL</b>
ALES	19%	23%	<b>42%</b>
Arts	10%	11%	20%
Augustana	0%	0%	0%
Business	13%	13%	27%
CSJ	11%	11%	22%
Education	11%	19%	<b>30%</b>
Engineering	<b>59%</b>	23%	<b>82%</b>
KSR	3%	19%	22%
Law	0%	0%	0%
MedDent	11%	17%	28%
Native Studies	0%	20%	20%
Nursing	3%	24%	26%
Open Studies	17%	33%	<b>50%</b>
Pharmacy	0%	23%	23%
Science	13%	15%	28%
ALL	18%	17%	<b>35%</b>

Route #2 especially benefited Engineering and Science, but also saw very high usage across many faculties.

Have you used at least part of this route in the last month after 6PM?			
<i>All values 30% or higher in bold</i>	ROUTE #2: Biological Sciences - CCIS - Chemistry - CAB - SAB		
Faculty	R2 Yes, frequently	R2 Yes, infrequently	R2 TOTAL
ALES	25%	23%	48%
Arts	27%	18%	45%
Augustana	0%	0%	0%
Business	35%	20%	55%
CSJ	33%	0%	33%
Education	26%	21%	47%
Engineering	38%	34%	72%
KSR	22%	11%	33%
Law	0%	20%	20%
MedDent	22%	28%	50%
Native Studies	30%	20%	50%
Nursing	35%	15%	50%
Open Studies	42%	33%	75%
Pharmacy	8%	23%	31%
Science	48%	25%	73%
ALL	35%	23%	58%

Route 3 especially benefited Business, Arts, and Science students.

Have you used at least part of this route in the last month after 6PM?			
<i>All values 30% or higher in bold</i>	ROUTE #3: Tory Lecture - Tory Building - School of Business - HUB (north end) - Humanities		
Faculty	R3 Yes, frequently	R3 Yes, infrequently	R3 TOTAL
ALES	12%	17%	29%
Arts	42%	17%	58%
Augustana	0%	0%	0%
Business	43%	28%	72%
CSJ	22%	0%	22%
Education	19%	23%	42%
Engineering	18%	24%	42%
KSR	8%	14%	22%
Law	20%	0%	20%
MedDent	28%	6%	33%
Native Studies	0%	30%	30%
Nursing	32%	12%	44%
Open Studies	17%	25%	42%
Pharmacy	8%	8%	15%
Science	24%	26%	51%
ALL	26%	21%	47%

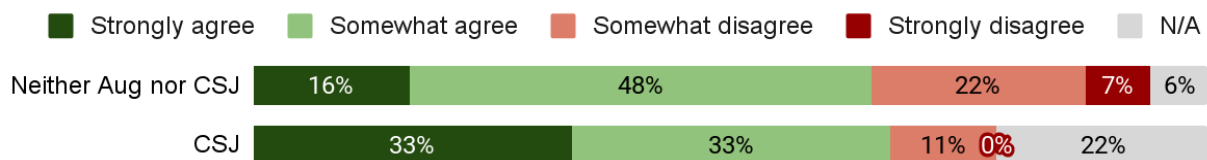
Route 4 especially benefited Law, Arts, and Business students.

Have you used at least part of this route in the last month after 6PM?				
<i>All values 30% or higher in bold</i>		ROUTE #4: Timms Centre for the Arts - Fine Arts Building - Law Centre		
Faculty	R4 Yes, frequently	R4 Yes, infrequently	R4 TOTAL	
ALES	10%	8%	17%	
Arts	19%	17%	35%	
Augustana	0%	0%	0%	
Business	17%	18%	35%	
CSJ	11%	11%	22%	
Education	4%	15%	19%	
Engineering	8%	13%	21%	
KSR	8%	8%	17%	
Law	<b>60%</b>	0%	<b>60%</b>	
MedDent	11%	17%	28%	
Native Studies	0%	<b>30%</b>	<b>30%</b>	
Nursing	9%	6%	15%	
Open Studies	8%	8%	17%	
Pharmacy	0%	8%	8%	
Science	9%	9%	18%	
ALL	11%	13%	23%	

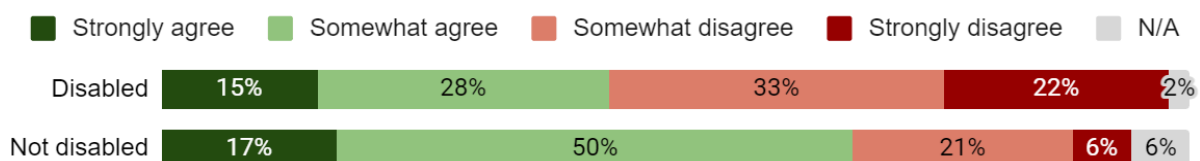
"Agree or disagree? There are enough places to keep warm while getting around my primary campus right now."

For context, the survey period and the week immediately before it saw extreme cold warnings, with wind chill values sometimes dipping as low as -55.

Only one Augustana student took this survey, and they opted not to answer this question. Nine CSJ students answered this question.

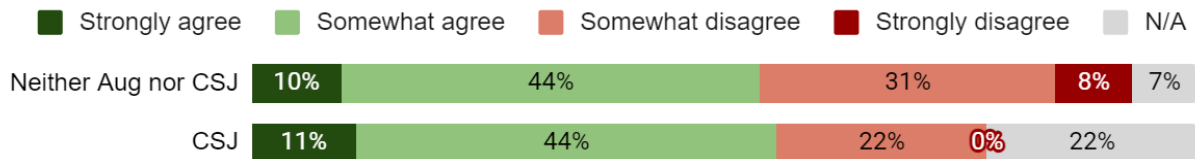


'Strongly disagree' responses were not evenly distributed: the proportion rose to 15% for Education students, 10% for Business students, and 9% for Nursing students. It also rose to 22% for disabled students, almost four times the rate of other students:



"Agree or disagree? Outdoor pathways/sidewalks on my primary campus feel safe to me right now in terms of the walking surface (concrete, snow, ice, salt/gravel, visibility, traction, etc.)."

These results were lukewarm, without many strong feelings in either direction, but the high proportion of aggregate 'disagree' responses is worth noting.



When looking at this question through a disability lens, disabled students were twice as likely as other students to strongly disagree.

